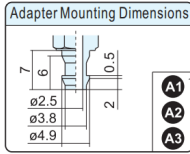


Compact & Short Type Pad (ø1.5 ~ ø16)

C-ZP系列



- 6 types of thin UT and thin with ribs CT (10, 13, 16) are added
- 3 types of oval type U (2*4, 3.5*7, 4*10) are added
- Applicable for adapter size



吸盘适配分类符号：
表示该类目中不同吸盘直径安装的适配器是通用的

How to Order

Compact vacuum pad C-ZP

② Pad diameter
02

③ Pad type
U

④ Pad material
N

Pad diameter

② Pad diameter		02	04	06	08	10	13	16	2004	3507	4010
③ Pad type☆	○	ø2	ø4	ø6	ø8	ø10	ø13	ø16	2 x 4	3.5 x 7	4 x 10
	U	Flat	●	●	●	-	-	-	●	●	●
	A1	UT	Thin flat	-	-	-	●	●	-	-	-
	CT	Thin flat with ribs	-	-	-	●	●	-	-	-	
A2	B	Bellows	-	-	●	●	-	-	-	-	-
A3	J	3-Stage Bellows	-	-	●	-	-	-	-	-	-

④ Material*

N NBR
S Silicone rubber

*Refer to page 4 for pad material

Dimensions

(mm)

Compact Pad		Material: NBR(N) Silicone rubber(S)																																																									
U Flat type	UT Thin type	CT Thin type with ribs	A1																																																								
<table border="1"> <thead> <tr> <th>model</th> <th>øA</th> <th>øB</th> <th>øC</th> <th>Y</th> <th>Weight</th> </tr> </thead> <tbody> <tr> <td>C-ZP02U</td> <td>2</td> <td>2.6</td> <td>1.2</td> <td rowspan="2">0.8</td> <td rowspan="2">0.4</td> </tr> <tr> <td>C-ZP04U</td> <td>4</td> <td>4.8</td> <td>1.6</td> </tr> <tr> <td>C-ZP06U</td> <td>6</td> <td>7</td> <td>-</td> <td rowspan="2">1</td> <td rowspan="2">0.5</td> </tr> <tr> <td>C-ZP08U</td> <td>8</td> <td>9</td> <td>-</td> </tr> <tr> <td>C-ZP10UT</td> <td>10</td> <td>11</td> <td>-</td> <td rowspan="2">1.5</td> <td rowspan="2">0.6</td> </tr> <tr> <td>C-ZP13UT</td> <td>13</td> <td>14</td> <td>-</td> </tr> <tr> <td>C-ZP16UT</td> <td>16</td> <td>17</td> <td>-</td> <td rowspan="2">0.8</td> <td rowspan="2">0.4</td> </tr> <tr> <td>C-ZP10CT</td> <td>10</td> <td>11</td> <td>-</td> </tr> <tr> <td>C-ZP13CT</td> <td>13</td> <td>14</td> <td>-</td> <td rowspan="2">1</td> <td rowspan="2">0.5</td> </tr> <tr> <td>C-ZP16CT</td> <td>16</td> <td>17</td> <td>-</td> </tr> </tbody> </table>				model	øA	øB	øC	Y	Weight	C-ZP02U	2	2.6	1.2	0.8	0.4	C-ZP04U	4	4.8	1.6	C-ZP06U	6	7	-	1	0.5	C-ZP08U	8	9	-	C-ZP10UT	10	11	-	1.5	0.6	C-ZP13UT	13	14	-	C-ZP16UT	16	17	-	0.8	0.4	C-ZP10CT	10	11	-	C-ZP13CT	13	14	-	1	0.5	C-ZP16CT	16	17	-
model	øA	øB	øC	Y	Weight																																																						
C-ZP02U	2	2.6	1.2	0.8	0.4																																																						
C-ZP04U	4	4.8	1.6																																																								
C-ZP06U	6	7	-	1	0.5																																																						
C-ZP08U	8	9	-																																																								
C-ZP10UT	10	11	-	1.5	0.6																																																						
C-ZP13UT	13	14	-																																																								
C-ZP16UT	16	17	-	0.8	0.4																																																						
C-ZP10CT	10	11	-																																																								
C-ZP13CT	13	14	-	1	0.5																																																						
C-ZP16CT	16	17	-																																																								
<table border="1"> <thead> <tr> <th>Oval type model</th> <th>a</th> <th>b</th> <th>c</th> <th>d</th> <th>øe</th> <th>Y</th> <th>Weight</th> </tr> </thead> <tbody> <tr> <td>C-ZP2004U</td> <td>2</td> <td>4</td> <td>2.6</td> <td>4.6</td> <td>1.2</td> <td>0.3</td> <td rowspan="3">0.4</td> </tr> <tr> <td>C-ZP3507U</td> <td>3.5</td> <td>7</td> <td>4.3</td> <td>7.8</td> <td>1.8</td> <td>0.5</td> </tr> <tr> <td>C-ZP4010U</td> <td>4</td> <td>10</td> <td>5</td> <td>11</td> <td>2</td> <td>0.8</td> </tr> </tbody> </table>				Oval type model	a	b	c	d	øe	Y	Weight	C-ZP2004U	2	4	2.6	4.6	1.2	0.3	0.4	C-ZP3507U	3.5	7	4.3	7.8	1.8	0.5	C-ZP4010U	4	10	5	11	2	0.8																										
Oval type model	a	b	c	d	øe	Y	Weight																																																				
C-ZP2004U	2	4	2.6	4.6	1.2	0.3	0.4																																																				
C-ZP3507U	3.5	7	4.3	7.8	1.8	0.5																																																					
C-ZP4010U	4	10	5	11	2	0.8																																																					
B Bellows	A2	J 3-Stage Bellows	A3																																																								
<table border="1"> <thead> <tr> <th>model</th> <th>øA</th> <th>øB</th> <th>øC</th> <th>Weight</th> </tr> </thead> <tbody> <tr> <td>C-ZP06B</td> <td>6</td> <td>7</td> <td>9.1</td> <td>0.4</td> </tr> <tr> <td>C-ZP08B</td> <td>8</td> <td>9</td> <td>10.1</td> <td>-</td> </tr> </tbody> </table>				model	øA	øB	øC	Weight	C-ZP06B	6	7	9.1	0.4	C-ZP08B	8	9	10.1	-																																									
model	øA	øB	øC	Weight																																																							
C-ZP06B	6	7	9.1	0.4																																																							
C-ZP08B	8	9	10.1	-																																																							
<table border="1"> <thead> <tr> <th>model</th> <th>Weight</th> </tr> </thead> <tbody> <tr> <td>C-ZP06J</td> <td>-</td> </tr> </tbody> </table>				model	Weight	C-ZP06J	-																																																				
model	Weight																																																										
C-ZP06J	-																																																										

How to order

Short type vacuum pad C-ZP

② Pad diameter
02

③ Pad type
UA

④ Pad material
N



- 3 types of Flat type UA(1.5,2,3.5) are added
- 6 types of Groove type with ribs UM(4016) are added
- 6 types of Bellows BA (4-16) are added

② Pad diameter		E1		C		D	
③ Pad type☆	○	015	02	035	04	06	08
		ø1.5	ø2	ø3.5	ø4	ø6	ø8
UA	Flat type	●	●	●	-	-	-
UM	Groove type with ribs	-	-	-	●	●	●
BA	Bellows	-	-	-	●	●	●

④ Material*

N NBR
S Silicone rubber

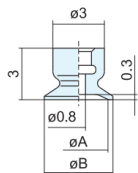
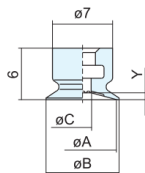
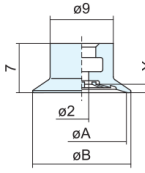
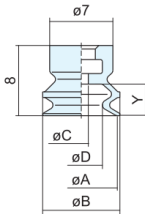
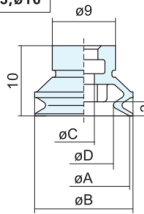
*Refer to page 4 for pad material

●中*前面字母相同,表示适配器通用

Compact & Short Type Pad (ø1.5 ~ ø16) & 接头配件 **C-ZP系列**

Dimensions

(mm)

Short type pad							Material: NBR(N) Silicone rubber(S)										
UA Flat ø1.5, ø2, ø3.5 B1 			UM Groove with ribs ø4, ø6, ø8 C1 				UM Groove with ribs ø10, ø13, ø16 D1 										
Part no.	øA	øB	Weight				Part no.	øA	øB	øC	Y	Weight	Part no.	øA	øB	Y	Weight
C-ZP015UA □	1.5	2	0.1				C-ZP04UM □	4	4.5	1.2	0.5	0.3	C-ZP10UM □	10	11	1	0.6
C-ZP02UA □	2	2.5					C-ZP06UM □	6	6.5	2	0.8		C-ZP13UM □	13	14	1.2	0.7
C-ZP035UA □	3.5	4					C-ZP08UM □	8	8.5				C-ZP16UM □	16	17		0.8
BA Bellows ø4, ø6, ø8 C2 			BA Bellows ø10, ø13, ø16 D2 														
Part no.	øA	øB	øC	øD	Y	Weight	Part no.	øA	øB	øC	øD	Weight					
C-ZP04BA □	4	4.5	1.8	1.8	2.2	0.3	C-ZP10BA □	10	11	2	6	0.8					
C-ZP06BA □	6	7	2	3.4	3		C-ZP13BA □	13	14	3	8.4	1.0					
C-ZP08BA □	8	9		5.2		0.4	C-ZP16BA □	16	17		11.4	1.1					